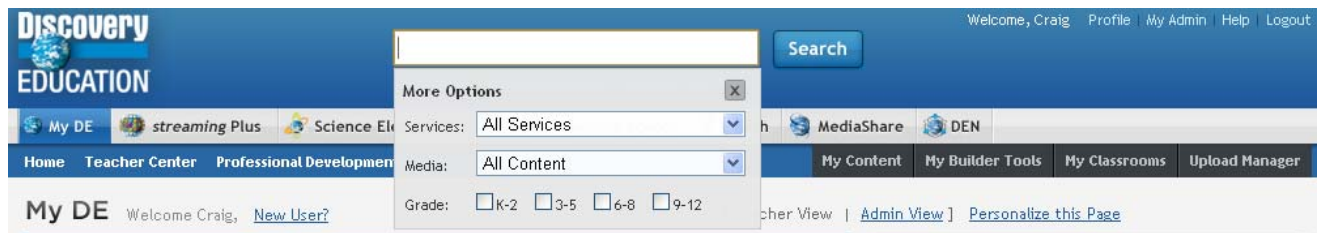


Discovery Education Back to School Release 2009

What's New

Federated Search: Find the best content from all of your DE services with a single click. The Discovery Education search function now automatically returns the most relevant content from all of your DE services each time you run a search.

Search – More Options: You can now view search results from a single service, media type, or grade, without having to use the Advanced Search function. Simply click in the Search box, enter your keyword, select your filters, and go.



Search - New Sort Options: In addition to the default search return sort of Best Match sort, users can now view their search results by Most Popular and Recently Added. Most Popular orders search results to show the most viewed and best rated content first. Recently Added sorts the search results so that the content that is newest to the DE site is shown first.

Search - New Filter Options: Users can now filter their search returns to show whether a video has a Teacher's Guide or Blackline Masters, as well as whether the video has Closed Captioning or is Editable. You no longer need to go to Advanced Search. Simply run your search from the main search box then filter your results using the left-hand menu.





Grid Search Results: To make it easier to find the best content, the search results page has been redesigned to provide a quick view of available titles. A rollover feature lets you learn more about the video before you click through to view the content. Rollover the segments link on full videos to view a list of segments. Like the original view? Just click the List View button.

View as:
Sort by: **Best Match** Most Popular Recently Added

1-15 of 2415 Results
Results Per Page: 15 1 2 3 4 5 Next

| | | | | |
|---|---|--|--|---|
| <p>FULL VIDEO (19:38)</p> <p>The Lives of Cells</p> <p>Contains: 9 Segments</p> | <p>FULL VIDEO (18:59)</p> <p>Brink: Solar Energy, Stem Cells, and Miracle Fruit</p> <p>Contains: 8 Segments</p> | <p>FULL VIDEO (55:19)</p> <p>Elements of Biology: The Cell</p> <p>Contains: 7 Segments</p> | <p>FULL VIDEO (1:10:00)</p> <p>Science Investigations: Life Science: Investigating Cells</p> <p>Contains: 9 Segments</p> | <p>FULL VIDEO (21:22)</p> <p>Cell Division: Mitosis & Cytokinesis</p> <p>Contains: 6 Segments</p> |
| <p>FULL VIDEO (24:40)</p> <p>Assignment Discovery: Cells</p> | <p>FULL VIDEO (19:33)</p> <p>The Magic of Cells</p> | <p>FULL VIDEO (20:00)</p> <p>The Living Cell</p> | <p>FULL VIDEO (24:50)</p> <p>Standard Deviants School Biology: Cell Division and</p> | <p>FULL VIDEO (20:00)</p> <p>Life Science: Cells</p> |

FULL VIDEO
(15:13)

Biology: The Science of Life: The Living Cell

Contains:
[6 Segments](#)

Biology: The Science of Life: The Living Cell

Explore the structure and function of the living cell. All living things are made from the same building blocks called **cells**. **cells** are defined as the simplest structures that can carry out all of the ...

© 2001 United Learning
Grade(s) 6-8, 9-12 CC EDIT

Series: [Biology: The Science of Life](#)

[Blackline Masters](#) [Teacher's Guide](#)

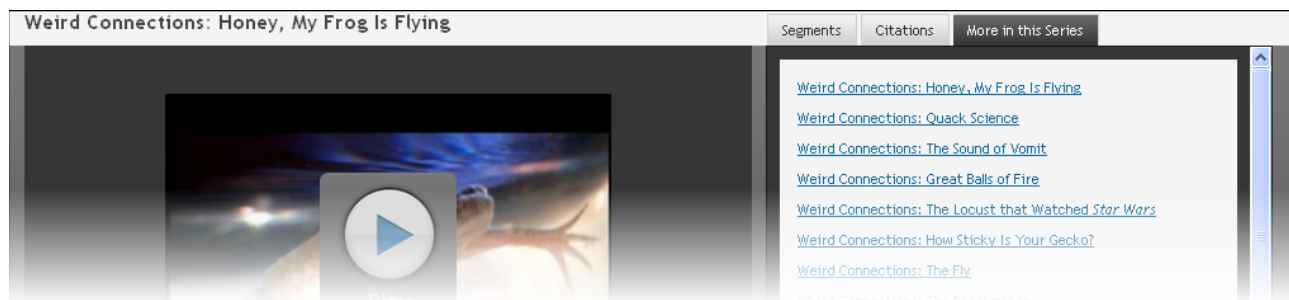
Media Pack(s): [Student](#)

[Add to My Content](#) [Curriculum Standards](#)

★★★★★
Rated 23 times
136037 Views




Series Relationship: Ever find a video that you loved and wanted to know if there were more like it on DE? Now you can. If a video is a part of a series, a More in this Series tab will appear on the player page. Simply click the tab and peruse the other titles in the series.



Flash Video: Discovery Education videos and segments are now available in Flash format. Users can click the Stream Type option from the video detail page to select the Flash option. Flash for Local Host and Discovery Media Server customers is coming soon!

Global My Content: Your My Content, School Content, and District Content sections have been enhanced and are now global across products. This means that you can add and access content from any of your DE services through a single My Content interface. In addition, My Content is now accessible through a header link found on every page within the site.





My Content Trash Bin: Accidentally delete content from your My Content, School Content, or District Content sections? Simply go to the new Trash Bin to restore the deleted content.

Global Builders: The Assignment, Quiz, and Writing Prompt Builders have been enhanced and are now global across products. You can now add content from any or all of your Discovery Education services to a single Assignment, Quiz, or Writing Prompt. Like My Content, the Builders are now accessible through a header link found on every page within the site.

Global Classroom Manager: Teachers can now create classes of students then assign videos, clips, Assignments, and other items to an entire class or individual students. Videos and other content can even be assigned directly from the player page. Students can then log into Student Center and access all of their assigned materials. Get your students engaged with online assignments, or provide them materials for a multimedia project!

Assign by Class or Student


Assign by Code or URL

1. Start by [creating a class](#).
2. Use the [Builder Tools](#) to create an assignment and assign to individual class, multiple students or entire class. Or locate your materials [My Content](#) and assign from there.
3. View results by class/student or edit assignment details by selecting "View Assignments/Results"

[Need Help?](#)

Create a Classroom

| Classrooms | Students | Start Date | End Date | Actions |
|-------------------------------|----------|------------|----------|--|
| ▶ 1st Period Science | 9 | 07/07/09 | 08/04/09 | View Assignments/Results Edit Class Delete Class |
| ▶ Second Period Math | 3 | 07/01/09 | 07/22/10 | View Assignments/Results Edit Class Delete Class |
| ▶ Third Period Social Studies | 3 | 07/02/09 | 07/31/09 | View Assignments/Results Edit Class Delete Class |

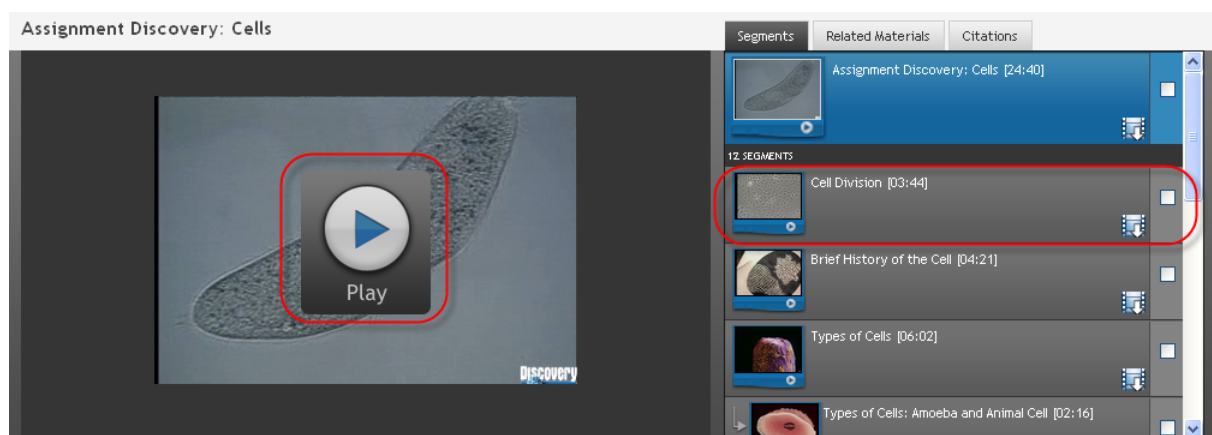


Enhanced Student Access: Schools now have the option to provide their students full access to DE *streaming* and Science. Through school-assigned usernames and passwords students can now view content, as well access videos, assignments, and other content assigned by their teachers. Students can even download content for use in their multimedia projects. Administrators can control the video content students can access using the content blocking tool on the DE Admin site.


My DE for Admins: Administrators now have their own tailored My DE page which includes one-click access to passcodes and reports, as well as a section highlighting recent additions to Discovery Education.

Updated Asset Detail Page: The DE asset detail page has had a significant makeover. These changes include:

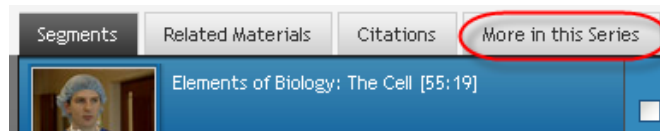
Upgraded play 'button' : There are now two easy options to play a video or segment. The first is to click anywhere on the gray or blue video or segment title bar for the video you'd like to view. Alternately, you can simply click the large play button now found on the video image in the player.






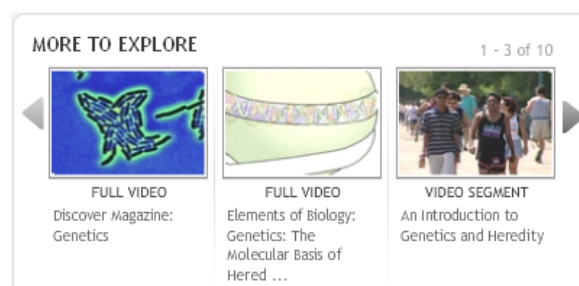
New download icon: The download icon, formerly a 3.5" floppy disk, has been updated to a more universally identifiable image. 


More in this series: Ever view a video that you loved and wanted to know if there were more like it on DE? Now you can. If a video is a part of a series, a More in this Series tab will appear on the player page. Simply click the tab and peruse the other titles in the series.



Highlighting of the ratings option: Rate your favorite videos to move them up the list in the Most Popular search results sort. 

More to Explore: Like a video and wondering what other users who liked it are watching? Take a look at the new More to Explore feature. Found just below the segment listing on the player page, it highlights additional videos that you might enjoy.





Stream and Download settings: Users can now set their download and stream types separately. For example, you can now choose to stream videos in Flash, but when you download to your computer the videos can be saved in another format such as Quicktime.

Share: Have you found an asset that you love and want to tell the world? Simply click the Share button below the video image and you can now e-mail a link to the video, or add the link to your favorite Web 2.0 site. Want to include a link to the video in your PowerPoint? Just use the new Copy Link. Don't worry admins, users still need to log-in with a valid DE username to view the videos.

